

▼ Shown: PEM8418



The Largest Pump for the Largest Jobs

- Panel-mounted pressure gauge and adjustable relief valve for system pressure control
- Two-speed pump design, with high by-pass pressure, for rapid cylinder advance
- Dual-voltage motor (230/460 VAC, 3-phase, 60 Hz)
- Full length reservoir sight tube with integral thermometer for ease in monitoring oil level and temperature
- Low voltage controls to protect the pump operator



Locking Valves

Pumps with VM4 manual valves are available with VM4L manual valves for positive load holding. Add suffix "L" to pump model number.

Page: 140



FS34 Foot Control Switch

This 3-position switch allows hands-free control of the solenoid valve on the pump. Operates 24V and

115V valves that use the square electrical connector.



Hoses

Enerpac offers a complete line of high-quality hydraulic hoses. To ensure the integrity of your system, specify only genuine Enerpac hydraulic hoses.

Page: 148



◀ With similar specifications, a gasoline-powered EGM8000 Series is shown here performing a synchronized lift.

8000-Series Electric Pumps



About the 8000 Series

The 8000 Series is the largest pump in the Enerpac line and the best choice to power most large size cylinders, multiple cylinder circuits, and applications where the need for high speed requires high flow rates.

The 8000 Series, with its large reservoir capacity, is best suited for large jobs and may be the only solution because of the required oil capacity.

For further application assistance see our "Yellow Pages", or consult your local Enerpac office.

PEM PER Series

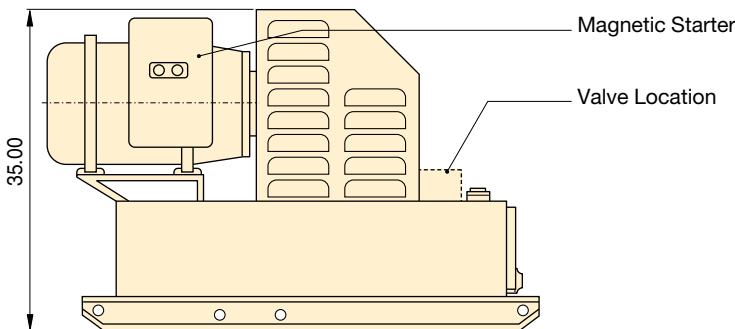
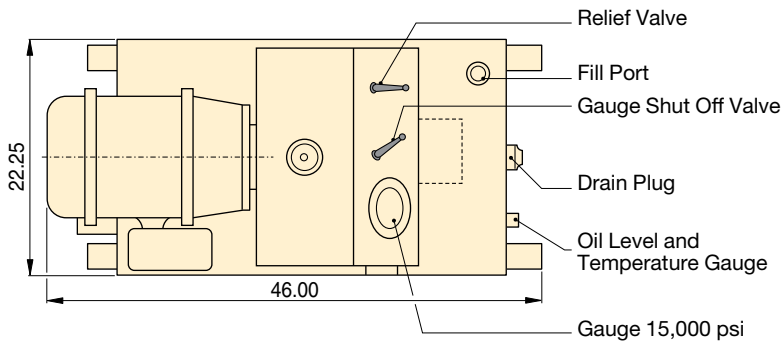


Reservoir Capacity:
25 gallon

Flow at Rated Pressure:
2.0 gal/min.

Motor Size:
12.5 hp

Maximum Operating Pressure:
10,000 psi



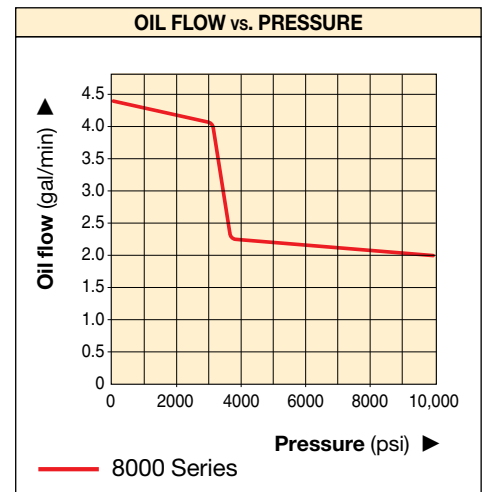
Dimensions shown in inches.



Speed Chart

To determine how an 8000-Series pump will operate your cylinder, see the Pump/Cylinder Speed Chart in the "Yellow Pages".

Page: 409



Used with Cylinder	Usable Oil Capacity (gal)	Model Number	Pressure Rating (psi)		Output Flow Rate (gal/min)		Valve Type	Valve Function	Current Draw (Amps)	Motor Voltage* (VAC)	Sound Level (dBA)	Weight (lbs)
			1st stage	2nd stage	1st stage	2nd stage						
Single-acting	18	PEM8218	3,700	10,000	4.4	2.0	Manual (VM-2)	3-way, 2-pos.	33.0	230	78-84	720
	18	PEM8218C	3,700	10,000	4.4	2.0			16.5	460	78-84	720
Double-acting	18	PEM8418	3,700	10,000	4.4	2.0	Manual (VM-4)	4-way, 3-pos.	33.0	230	78-84	720
	18	PEM8418C	3,700	10,000	4.4	2.0			16.5	460	78-84	720
	18	PER8418	3,700	10,000	4.4	2.0	Solenoid (VE43)	4-way, 3-pos.	33.0	230	78-84	765
	18	PER8418C	3,700	10,000	4.4	2.0			16.5	460	78-84	765

* Consult Enerpac for availability of other voltages.